

**EUROLabWorkstation ELISA**

Fully automated and traceable ELISA processing of up to 15 microplates with more than 700 samples, representing the highest throughput system on the market (>200 tests/hour).

EUROLabWorkstation ELISA**EUROLabWorkstation IFA**

Fully automated and traceable IFA processing, at highest throughput, from sample identification to slide mounting. Unique TITERPLANE and MERGITE! technologies guarantee standardised incubation and washing procedures.

EUROLabWorkstation IFA**UNIQO 160**

Fully automated system for processing and evaluation of up to 160 IFA-samples per run. High-quality recording of fluorescence images by means of autofocus and automatically changing objectives.

UNIQO 160**EUROPattern Microscope**

Fully automated immunofluorescence microscopy and modern reporting at the computer screen (cell substrates, tissues and EUROPLUS antigen dots – also in mosaics).

EUROPattern Microscope**Comprehensive EUROIMMUN test systems including IFA, ELISA, RIA, ChLIA, immunoblot and RT-PCR****EUROIMMUN diagnostics in autoimmunity****RHEUMATOLOGY**

- **Systemic autoimmune rheumatic diseases**

Autoantibody diagnostics: dsDNA, nucleosomes, DFS70, histones, nRNP/Sm, Sm, SS-A, SS-B, Ro-52, Scl-70, Jo-1, ribosomal P-proteins, centromeres, CENP A, CENP B, PM-Scl, PCNA, Mi-2 α , Mi-2 β , TIF1 γ , MDA5, NXP2, SAE1, cN-1A, Ku, PM-Scl100, PM-Scl75, SRP, PL-7, PL-12, EJ, OJ, Ha, Ks, Zo, RP11, RP155, fibrillarin, NOR-90, Th/To, NVL, PDGFR, CIC-C1q

- **Rheumatoid arthritis**

Autoantibody diagnostics: CCP, CEP-1, Sa, rheumatoid factor (RF)

Molecular genetic diagnostics: HLA-DRB1 Shared Epitope

- **Anti-phospholipid syndrome**

Autoantibody diagnostics: cardiolipin (AMA-M1), β 2-glycoprotein 1, phosphatidylserine

- **Bechterew's disease**

Molecular genetic diagnostics: HLA-B27

VASCULITIS

- **ANCA-associated diseases**

Autoantibody diagnostics: PR3, MPO, GBM, elastase, cathepsin G, BPI, lactoferrin
Antigen diagnostics: sCD163

HEPATOLOGY

- **Autoimmune hepatitis**

Autoantibody diagnostics: actin, SLA/LP, LKM-1, LC-1, PGDH, ASMA

- **Primary biliary cholangitis (PBC)**

Autoantibody diagnostics: AMA, M2-3E, Sp100, PML, gp210

GASTROENTEROLOGY

- **Coeliac disease**

Autoantibody diagnostics: GAF-3X, tTG, endomysium

Molecular genetic diagnostics: HLA-DQ2/DQ8

- **Chronic infl. bowel diseases (CIBD)**

Autoantibody diagnostics: rPAg1 (CUZD1)/rPAg2 (GP2), ANCA, goblet cells, Saccharomyces cerevisiae

Antigen diagnostics: calprotectin

- **Pernicious anaemia**
Autoantibody diagnostics: intrinsic factor, PCA, ATP4B

ENDOCRINOLOGY

- **Diabetes**

Autoantibody diagnostics: ICA, GAD, IA2, insulin, ZnT8

- **Thyroid diseases**

Autoantibody diagnostics: TSH receptor, TG, TPO

Hormone detection: TSH, TG, FT3, FT4, calcitonin

NEUROLOGY

- **Paraneoplastic neurological syndromes (PNS)**

Autoantibody diagnostics: amphiphysin, CV2, PNMA-2 (Ma-2/Ta), Ri, Yo, Hu, recoverin, SOX1, titin, Zic4, Tr (DNER), ITPR1*, CARP*

- **Autoimmune encephalitis**

Autoantibody diagnostics: glutamate receptors (type NMDA), GABA_B receptors, glutamate receptors (type AMPA), CASPR2, LGI1, DPPX, IgLON5, GABAA*, mGluR5*

- **Other neurological diseases**

Autoantibody diagnostics: aquaporin-4, GAD65, AChR, MuSK, GM1, GM2, GM3, GD1a, GD1b, GT1a, GQ1b, MOG, flotillin* and more

NEPHROLOGY

- **Primary membranous nephropathy (pMN)**

Autoantibody diagnostics: PLA2R, THSD7A

- **Goodpasture's syndrome**

Autoantibody diagnostics: GBM, ANCA

- **Renal markers**

Antigen diagnostics: uromodulin, sCD163

DERMATOLOGY

- **Dermatoses**

Autoantibody diagnostics: BP180-NC16A-4X, BP230, Dsg1, Dsg3, collagen type VII, envoplakin, laminin 332
Molecular genetic diagnostics: HLA-Cw6


* Research use only

**EUROPattern Microscope Live**

Fully automated acquisition of fluorescence images in less than 2 seconds per picture. Convenient microscopy through live focusing and image positioning via touch screen.

EUROPattern Microscope Live**EUROArray Scanner with EUROArrayScan Software**

Automated evaluation of EUROArray slides: collection and evaluation of data, result interpretation and archiving.

EUROArray Scanner**ChLIA – IDS-i10 and IDS-iSYS Multi-Discipline Automated System**

Random-access instruments for parallel processing of up to 10 (IDS-i10) or 15 (IDS-iSYS Multi-Discipline Automated System) different chemiluminescence parameters.

**IDS-i10
IDS-iSYS Multi-Discipline Automated System****Laboratory management with EUROLabOffice 4.0**

Flexible laboratory management software for workflow optimisation and increase of safety and efficiency in the diagnostic laboratory.

EUROLabOffice 4.0



EUROIMMUN offers a great diversity of assays for the diagnostics of different autoimmune diseases

Enter th



of exc autoimmune



Rheuma- tology

Large range of monospecific and multiparametric serological assays for the diagnostics of

- Systemic autoimmune rheumatic diseases (SARD)
- Rheumatoid arthritis
- Antiphospholipid syndrome (APS)

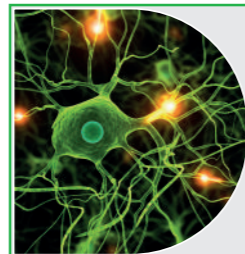
Screening and confirmatory assays for ANCA detection in

- Granulomatosis with polyangiitis
- Microscopic polyangiitis
- Eosinophilic granulomatosis with polyangiitis

Vasculitis



e world



Neurology

Multiparametric assays for more than 35 anti-neural autoantibodies and biomarkers indicative for

- PNS, autoimmune encephalitis, NMO
- Polyneuropathies, myasthenia gravis

Complete range of autoantibody tests for

- Diagnostics of type 1 diabetes
- Differentiation of autoimmune thyroid diseases
- Screening for polyendocrinopathy

Endo- crinology



Nephrology

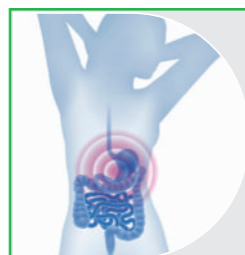
Antibody and antigen assays for

- Diagnostics of primary membranous nephropathy (exclusive assay licence)
- Monitoring of kidney function and renal vasculitis
- Diagnostics of anti-GBM disease, lupus nephritis

Autoantibody tests for differential diagnostics of

- Autoimmune hepatitis
- Primary biliary cholangitis
- Primary sclerosing cholangitis

Hepatology



Gastro- enterology

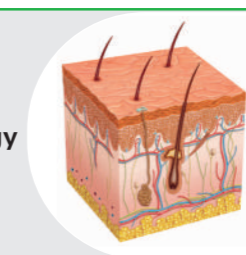
Complementary serological and genetic assays for the diagnostics of

- Coeliac disease
- Chronic inflammatory bowel disease
- Pernicious anaemia
- Autoimmune gastritis

Worldwide largest product portfolio for the diagnostics of

- Bullous and mucous membrane pemphigoid
- Pemphigus diseases, including PNP
- Epidermolysis bullosa acquisita

Dermatology



ellent diagnostics

