









Membrane-based test systems from EUROIMMUN: EUROLINE (EL), EUROLINE-WB (EL-WB) and Westernblot (WB)

	Product	Test	Order number	Evaluation		
						
Autoantibody Diagnostics	Neuronal Antigens Profile (amphiphysin, CV2/CRMP5, PNMA2 (Ma2/Ta), Ri, Yo, Hu)	EL	DL 1111 G	X	X	X
	Neuronal antigens (Hu, Yo, Ri) plus recombinant Hu, Yo and Ri	EL-WB	DW 1111-2 G	X		
	Ganglioside profiles (GM1, GM2, GM3, GD1a, GD1b, GT1b, GQ1b)	EL	DL 1130-X G, M	X	X	
	Myeloperoxidase (MPO), Proteinase 3 (PR3), glomerular basement membrane (GBM)	EL	DL 1200-X G	X	X	X
	Liver-specific antigens plus SLA/LP	EL-WB	DW 1300-1	X		
	Liver Profile (AMA-M2, LKM-1, LC-1, SLA/LP)	EL	DL 1300-3 G	X	X	X
	HEp-2 cell antigens plus SS-A, Ro-52 and CENP B	EL-WB	DW 1520-3 G	X		
	Myositis (Mi-2, Ku) plus recombinant PM-Scl, Jo-1, PL-7, PL-12	EL-WB	DW 1530-2 G	X		
	Myositis Profile (Mi-2, Ku, PM-Scl, Jo-1, PL-7, PL-12, Ro-52)	EL	DL 1530 G	X	X	X
	Anti-ENA ProfilePlus 1 (nRNP/Sm, Sm, SS-A, SS-B, Scl-70, Jo-1)	EL	DL 1590-1 G	X	X	X
ANA Profiles (nRNP/Sm, Sm, SS-A, Ro-52, SS-B, Scl-70, PM-Scl, Jo-1, CENP B, dsDNA, nucleosomes, histones, rib. P-proteins, AMA-M2, PCNA)	EL	DL 1590-X G	X	X	X	
Infectious Serology	Helicobacter pylori	WB	DY 2080 A, G	X	X	X
	Treponema pallidum plus cardiolipin	EL-WB	DY 2111-1 G, M	X	X	X
	Treponema pallidum	WB	DY 2111 G, M	X	X	X
	Borrelia afzelii	WB	DY 2131 G, M	X	X	X
	Borrelia plus rekombinantes VlsE	EL-WB	DY 2131-1 G, M	X	X	X
	Borrelia burgdorferi	WB	DY 2132 G, M	X	X	X
	Borrelia garinii	WB	DY 2134 G, M	X	X	X
	Yersinia enterocolitica	WB	DY 2173 A, G	X	X	X
	Malaria Profile 1 (P. falciparum HRP-2 and MSP-2, P. vivax MSP and CSP)	EL	DN 2260-1 G	X	X	X
	Echinococcus granulosus	WB	DY 2320 G	X	X	X
	TO.R.C.H. Profile* (T. gondii, rubella virus, CMV, HSV-1, HSV-2)	EL	DN 2410-3 G, M	X	X	X
	Herpes simplex 1 virus (HSV-1) plus HSV-2 type-specific gG2	EL-WB	DY 2531 G, M	X	X	X
	Cytomegalovirus* (CMV)	WB	DY 2570 G, M	X	X	X
	Epstein-Barr virus (EBV)	WB	DY 2790 G, M	X	X	X
	EBV Profile 2 (VCA gp125, VCA p19, EBNA-1, p22, EA-D)	EL	DN 2790 G, M	X	X	X
Allergy	Allergy Profile Inhalation	EL	DP 3110 E	X	X	X
	Allergy Profile Paediatric Inhalation	EL	DP 3111 E	X	X	X
	Allergy Profile Food	EL	DP 3410 E	X	X	X
	Allergy Profile Atopy	EL	DP 3710 E	X	X	X
	Allergy Profile Cross Reactions	EL	DP 3711 E	X	X	X
	Allergy Profil Insect Venoms	EL	DP 3720 E	X	X	X

 = visual  = using flat bed scanner (EUROBlotScanner)  = using camera system (EUROBlotCamera)

*not currently available in EU countries